

COMPANY INSIGHTS¹

Gain insights into over 70 million companies

Company Insights give you access to the data you need to start your market assessment. Find the most important information on privately held and publicly

listed worldwide at a glance. Identify new target markets. Understand and compare market players. Or create lead lists - all with just a few clicks.

Key figures at a glance



Company information and key company metrics for over 70 million companies worldwide



In-depth information on more than 50,000 publicly listed companies



Tailored rankings in 200+ countries & territories, 100+ industries and 50+ trends



Extended search and profile page download function

Your benefits



Saving of time

Thanks to our Insights tool's simple structure and comprehensive filter function, you can quickly identify the key players in your region, industry, or within a trend, and save your search for future logins.



High-quality data

Get an extensive overview of a wide range of company key figures, financial KPIs, as well as in-depth analyses. We work with reliable data partners, whose data quality is regularly checked by our analysts.

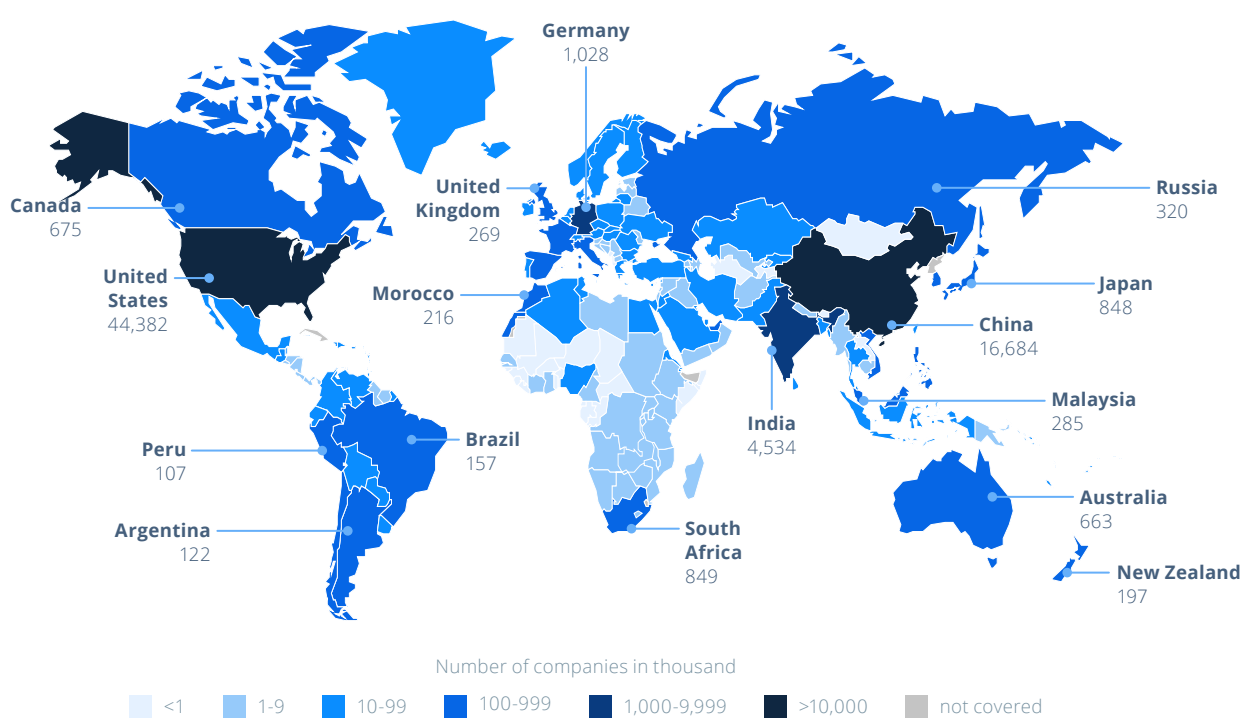


User-friendliness

The simple and intuitive handling enables you to quickly and easily gain all relevant information. Therefore, you can create your own customized ranking by region, industry or trend and select the shown KPIs.

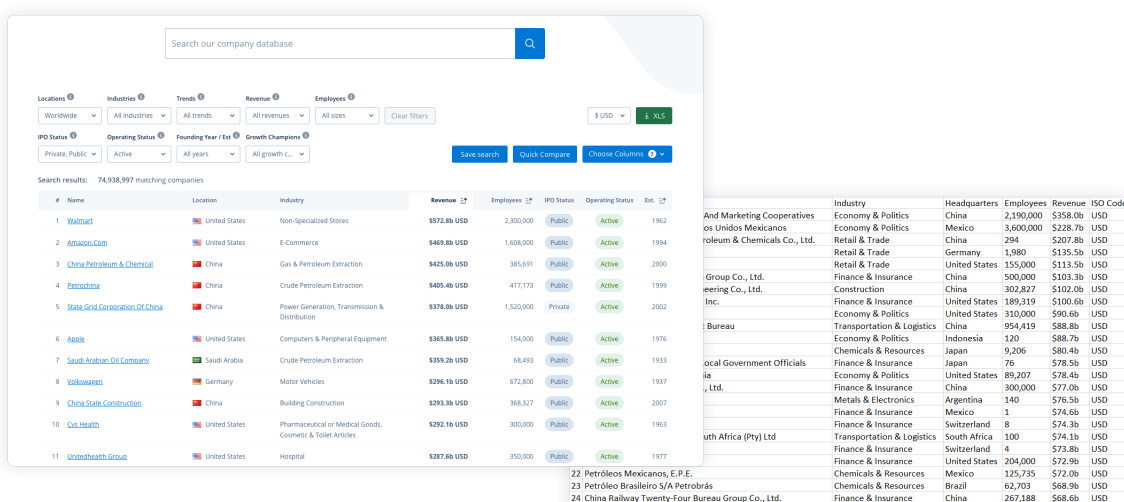
Geographical data coverage²

Our 70+ million entries cover over 200 countries and territories

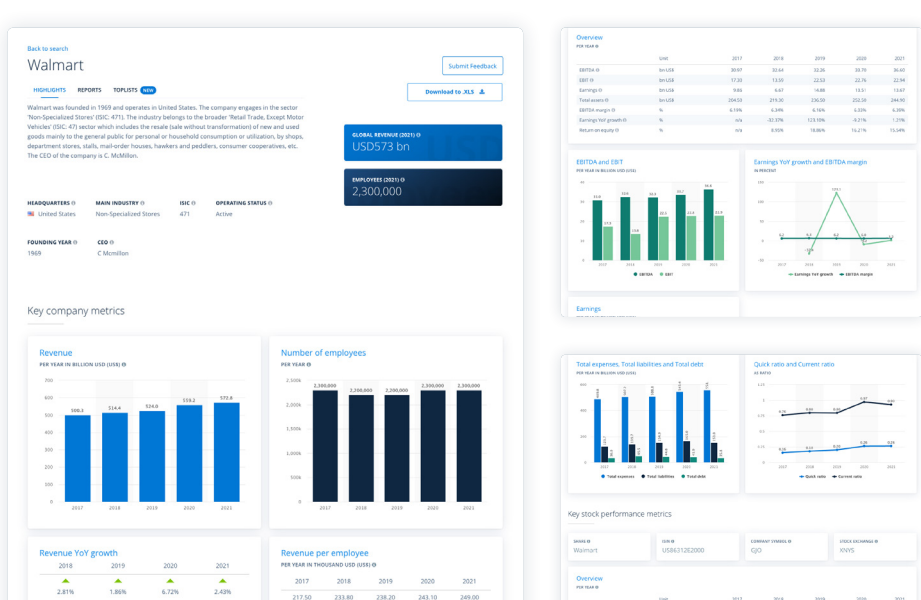


Get deeper insights into companies

Regional & industry-based rankings



Detailed information in the company profile



Reports³

Our reports cover over 1,000 companies across ten industries and enable a comprehensive overview of the most important key figures. They offer a springboard for key data and information, both of which are critical for

understanding and benchmarking market players. This is achieved by presenting over 20 KPIs in up to five thematic areas: company overviews, financial numbers, competitive landscapes, market valuations and employee figures.



Data tables³

Download our data tables containing the top companies of an industry or country, based on their revenue. They are particularly suited to helping you familiarize yourself with the list of leads of various industries and countries, or as a basic

research for further market assessments. Our data tables contain contact details of the companies, total sales, number of employees, and annual growth rates.



Coming updates

Our Company Insights are continuously updated and improved. Don't miss out on coming features and expansions and view our release calendar at: www.statista.com/content/release-calendar

Discover Company Insights now
[Click here for further information](#)

¹ An access to Company Insights can be booked in addition to our business solutions or stand-alone.
² Companies from BoldData are considered from 2m revenue.
³ Access to Company Insights reports and data tables is only given with the additional purchase of a Personal, Professional, or Enterprise Account.