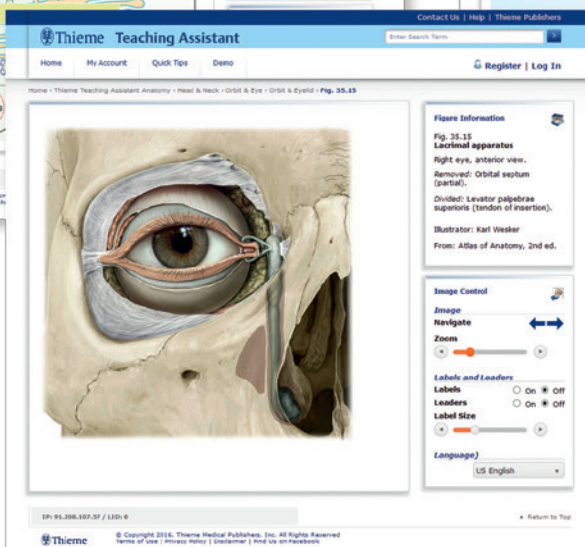
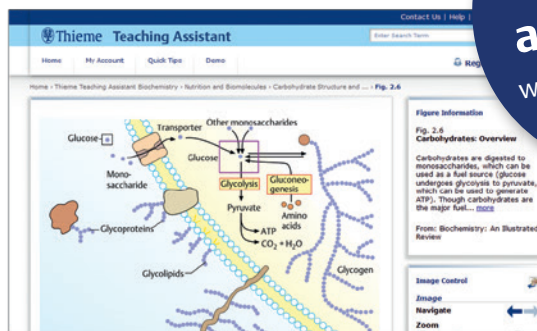
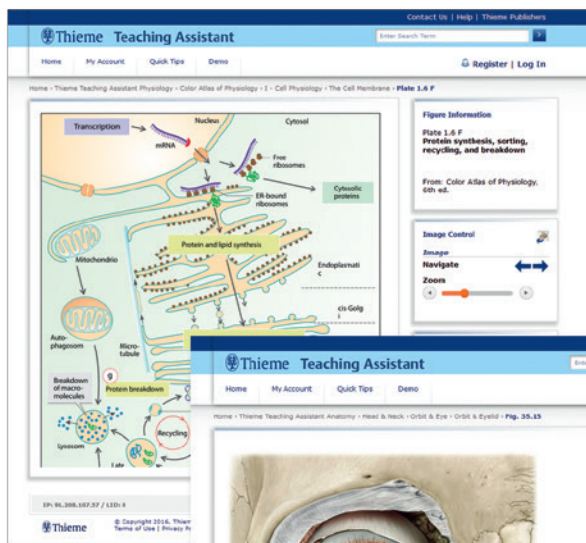


# Thieme Teaching Assistant

One powerful resource.  
Four innovative teaching tools.

Request  
a free trial:  
www.thieme.com/tta



**Anatomy**  
2,400+ full-color illustrations

**Physiology**  
1,000 stunning color images, charts, and tables

**Pharmacology**  
200 spectacular, full-color illustrations demonstrating biochemical pathways and mode of action

**Biochemistry**  
200+ full-color illustrations of biochemical pathways, 400+ color-coded boxes that connect biochemical concepts

Ideal for: Presentations • Course materials • Class handouts • Review



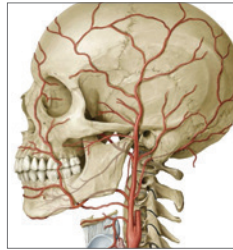
# Thieme Teaching Assistant provides access to and high-resolution clinical images for Anatomy, P

Lecturers can incorporate dynamic visuals into their presentations and course packs to present complex concepts with unprecedented clarity and to enhance and reinforce their students' knowledge. Students can use the clear, full-color images for review, study, and self-assessment.

The **Thieme Teaching Assistant** is also an ideal companion to the Thieme E-Book Library, the online destination for knowledge in medicine and related basic sciences.

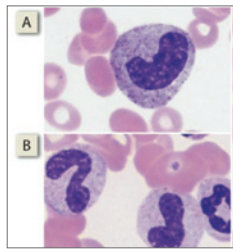
## Thieme Teaching Assistant Anatomy

features every exquisite, full-color image from Gilroy et al.'s *Atlas of Anatomy* and additional images from Baker et al.'s *Head and Neck Anatomy for Dental Medicine* – over 2,400 in total.



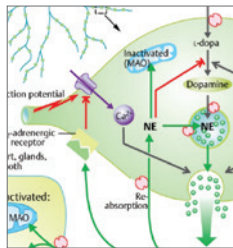
## Thieme Teaching Assistant Physiology

includes over 1,100 images from Michael et al.'s *Fundamentals of Medical Physiology, Color Atlas of Physiology* by Stefan Silbernagl et al.'s and from *Physiology: An Illustrated Review* by Roger TannerThies



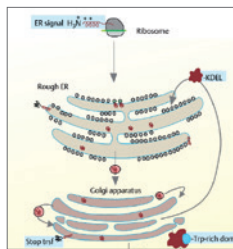
## Thieme Teaching Assistant Pharmacology

includes 350 spectacular, full-color illustrations demonstrating biochemical pathways and mode of action from *Pharmacology: An Illustrated Review* by Mark A. Simmons, and a *Pocket Atlas of Pharmacology* by Heinz Luellmann et al.'s and includes additional content students must master for classroom and USMLE success.



## Thieme Teaching Assistant Biochemistry

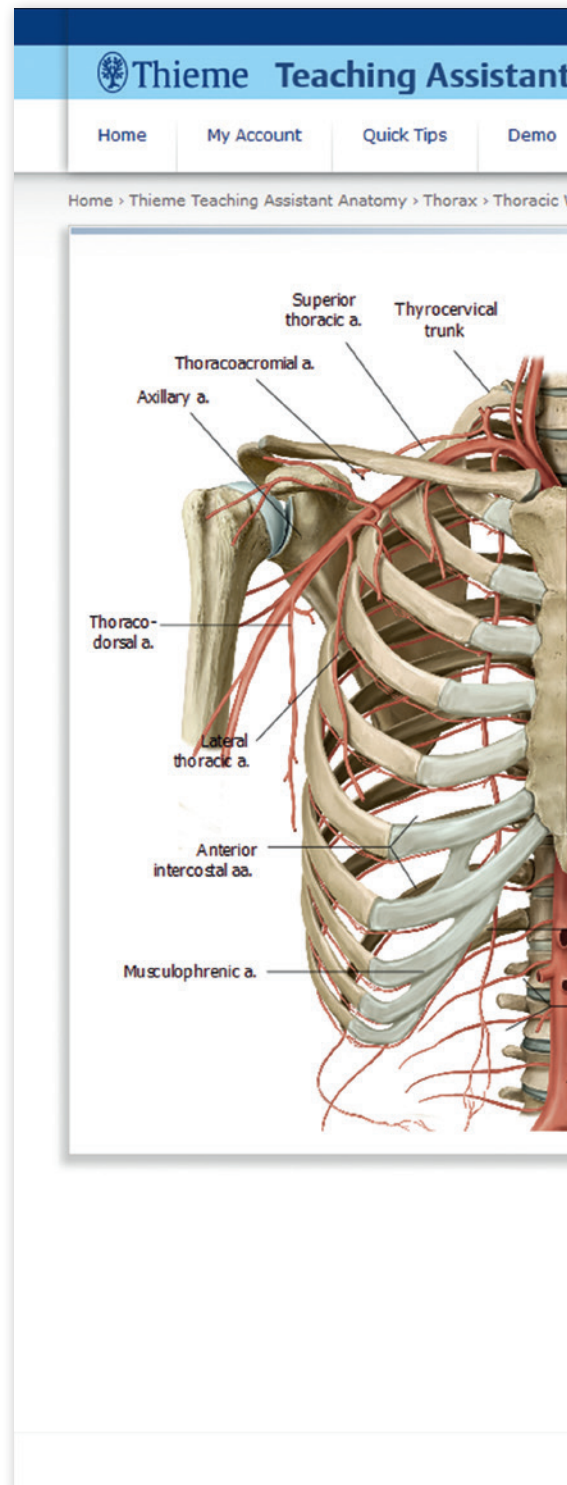
includes 200+ full-color illustrations of biochemical pathways that highlight associated disorders and drug targets, plus 400+ color-coded boxes that connect biochemical concepts with other basic sciences and clinical conditions from *Biochemistry: An Illustrated Review* by Sankhavaram R. Panini.



Exclusively on Thieme Teaching Assistant Anatomy, users can:

- Turn labels and leader lines on or off to prepare study guides and tests
- Choose between English or Latin nomenclature

Each package has user-friendly features like:



# high-quality, full-color illustrations, charts, Physiology, Pharmacology or Biochemistry.

The Thieme Teaching Assistant allows lecturers and students to:

- Locate specific images with a user-friendly search function
- Zoom in on images and retain the amazing level of clarity
- Export edited images to various file formats, including PowerPoint, PDF, and JPEG
- Access the platform live in the classroom to enhance lectures

The screenshot displays the Thieme Teaching Assistant interface. At the top, there is a navigation bar with 'Contact Us | Help | Thieme Publishers' and a search bar labeled 'Enter Search Term'. Below the search bar are 'Register | Log In' buttons. The main content area shows an anatomical illustration of the thoracic wall arteries, labeled with various vessels such as the carotid a., vertebral a., subclavian a., internal thoracic, 2nd intercostal a., thoracic aorta, posterior intercostal a., dorsal ramus, collateral branch, lateral cutaneous branch, medial mammary branch, anterior intercostal a., abdominal aorta, and superior epigastric a. To the right of the illustration are three control panels: 'Figure Information' (containing 'Fig. 6.17 Arteries of the thoracic wall Anterior view.', 'Table 6.5', 'Illustrator: Karl Wesker', and 'From: Atlas of Anatomy, 2nd ed.'), 'Image Control' (with 'Image' and 'Navigate' sections, a 'Zoom' slider, and 'Labels and Leaders' options for 'Labels' and 'Leaders' with 'On/Off' radio buttons and a 'Label Size' slider), and 'Image Management' (with 'Save As' set to 'Fig. 6.17', a 'Save In' dropdown, and buttons for 'Save in folder' and 'Save to desktop').

Search by keyword for specific images

Navigate through the images in each section

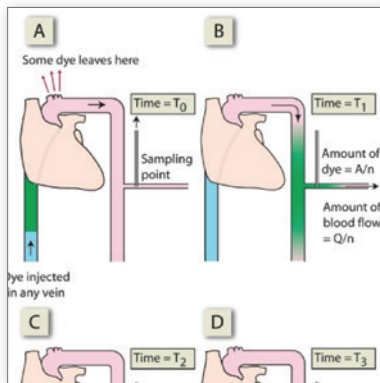
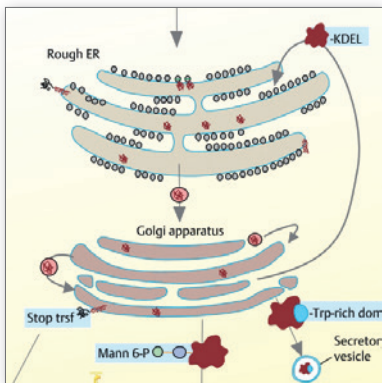
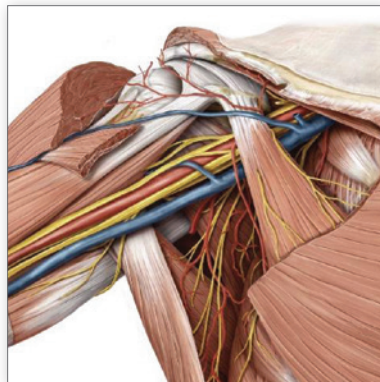
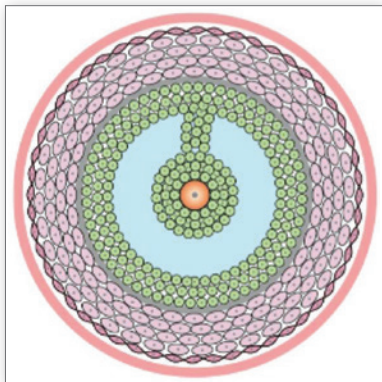
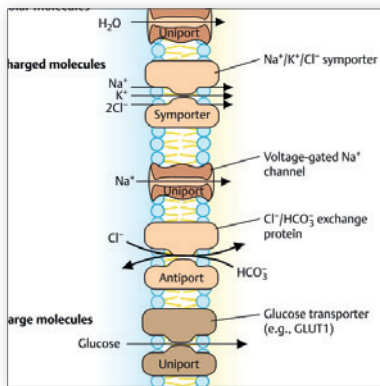
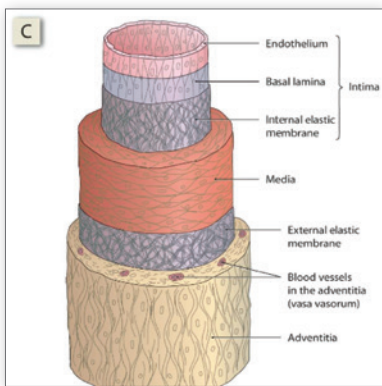
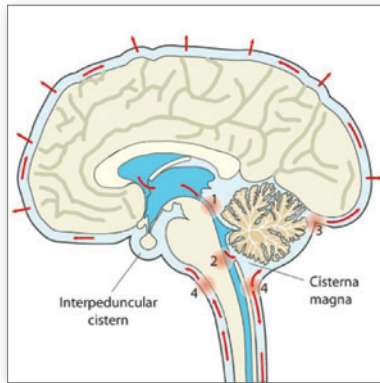
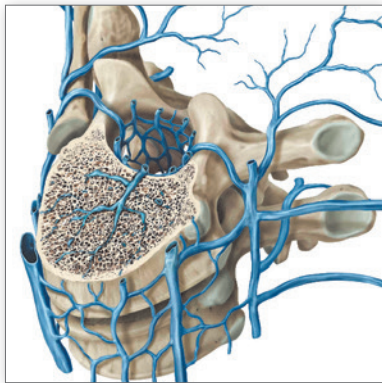
Magnify images

Export/save zoomed-in views

Export or save images

# Thieme Teaching Assistant

A state-of-the-art electronic teaching platform for Anatomy, Physiology, Pharmacology or Biochemistry.



## System Requirements

PC: Windows XP or higher

Mac: Mac OS X 10.3 or higher

Display: A display capable of displaying millions of colors and at least 1024 x 768 resolution

Additional Software: Installation of the free Silverlight plugin ([www.microsoft.com/silverlight](http://www.microsoft.com/silverlight)) required for the advanced display and editing features on the site

## Licensing Options

- Flexible agreements with several licensing options\*
- Web-based product available through the Internet to institutions
- Unlimited campus- or site-wide access controlled through your institution's IP address

\*Thieme Teaching Assistant collections are licensed individually.

For licensing information, please contact:

### The Americas

Thieme Institutional Sales  
E-mail: [esales@thieme.com](mailto:esales@thieme.com)  
Phone: +1-212-584-4695

### Europe, Africa, Asia and Australia

Thieme Institutional Sales  
E-mail: [esales@thieme.de](mailto:esales@thieme.de)  
Phone: +49-711-8931-407

### India

Thieme Institutional Sales  
E-mail: [eproducts@thieme.in](mailto:eproducts@thieme.in)  
Phone: +91-120-455-6600

For more information, please visit:  
[www.thieme-connect.com/tta](http://www.thieme-connect.com/tta)

To access the Thieme Teaching Assistant, please visit:  
[www.thiemeteachingassistant.com](http://www.thiemeteachingassistant.com)

Thieme Connect  
The online platform for medical & chemistry knowledge  
E-Books · E-Journals · E-Learning · Clinical Suites · Reference Works



[www.thieme-connect.com](http://www.thieme-connect.com)